

CSE 333

Section 7

Smart Pointers, C++, and Inheritance

When you mistype a keyword in C++



Ever have a moment like this
when programming?

Logistics

- **Exercise 9**


- Due **Monday (2/20) @ 11:00 am**

- **HW3**

- Partner form due tonight!
- Due next **Thursday (2/23) @ 11:59 pm**
 - Relatively long HW, so please get started if you haven't already



Smart Pointers!



Review: Smart Pointers

- **std::unique_ptr** ([Documentation](#)) – Uniquely manages a raw pointer
 - Used when you want to declare unique ownership of a pointer
 - Disabled cctor and op=
- **std::shared_ptr** ([Documentation](#)) – Uses reference counting to determine when to delete a managed raw pointer
 - **std::weak_ptr** ([Documentation](#)) – Used in conjunction with shared_ptr but does **not** contribute to reference count

Using Smart Pointers

- Treat a smart pointer like a **normal (raw) pointer**, except now you **won't** have to use **delete** to deallocate memory!
 - You can use `*`, `->`, `[]` as you would with a raw pointer!
- **Initialize** a smart pointer by passing in a pointer to **heap memory**:

```
unique_ptr<int[]> u_ptr(new int[3]);
```

- For **shared_ptr** and **weak_ptr**, you can use `cctor` and `op=` to get a copy

```
shared_ptr<int[]> s_ptr(another_shared_ptr);
```

Using Smart Pointers cont.

- Want to transfer ownership from one `unique_ptr` to another?

```
unique_ptr<T> V = std::move(unique_ptr<T> U);
```

- Want to get the reference count of a `shared_ptr`?

```
int count = s.use_count();
```

- Want to convert your `weak_ptr` to a `shared_ptr`?

```
std::shared_ptr s = w.lock();
```

Exercise 1



Exercise 1

Change the following code to use smart pointers. Should each field be a unique, shared or weak pointer?

```
#include <memory>
using std::shared_ptr;
using std::unique_ptr;
using std::weak_ptr;

struct IntNode {
    IntNode(int* val, IntNode* node): value(val), next(node) {}

    ~IntNode() { delete value; }

    int* value;
    IntNode* next;
};
```


Exercise 1

```
#include <memory>
using std::shared_ptr;
using std::unique_ptr;
using std::weak_ptr;

struct IntNode {
    IntNode(int* val, IntNode* node) :
        value(unique_ptr<int>(val)), next(shared_ptr<IntNode>(node)) {}

    ~IntNode() { delete value; }

    unique_ptr<int> value;
    shared_ptr<IntNode> next;
};
```

Exercise 1

```
#include <memory>
using std::shared_ptr;
using std::unique_ptr;
using std::weak_ptr;

struct IntNode {
    IntNode(int* val, IntNode* node) :
        value(unique_ptr<int>(val)), next(shared_ptr<IntNode>(node)) {}

    ~IntNode() { delete value; }

    unique_ptr<int> value;
    shared_ptr<IntNode> next;
};
```

Example: Client Code

```
#include <iostream>
```

```
using std::cout;
```

```
using std::endl;
```

```
int main() {
```

```
    shared_ptr<IntNode> head(new IntNode(new int(351), nullptr));
```

```
    head->next = shared_ptr<IntNode>(new IntNode(new int(333), nullptr));
```

```
    shared_ptr<IntNode> iter = head;
```

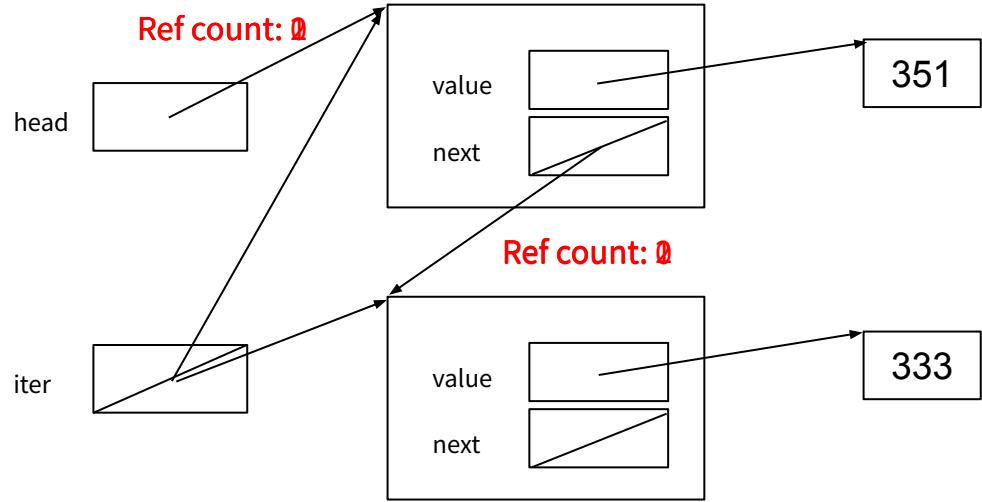
```
    while (iter != nullptr) {
```

```
        cout << *(iter->value) << endl;
```

```
        iter = iter->next;
```

```
    }
```

```
}
```



Example: Client Code

Nothing left on the heap!

```
#include <iostream>

using std::cout;
using std::endl;
using std::shared_ptr;

int main() {
    shared_ptr<IntNode> head(new IntNode(new int(351), nullptr));
    head->next = shared_ptr<IntNode>(new IntNode(new int(333), nullptr));
    shared_ptr<IntNode> iter = head;
    while (iter != nullptr) {
        cout << *(iter->value) << endl;
        iter = iter->next;
    }
}
```

Casting



Different Flavors of Casting

- `static_cast<type_to>(expression);`
Casting between related types, checked at compile time.
- `dynamic_cast<type_to>(expression);`
Casting pointers of similar types (only used with inheritance), checked at runtime.
- `const_cast<type_to>(expression);`
Adding or removing **const**-ness of a type
- `reinterpret_cast<type_to>(expression);`
Casting between incompatible types of the **same size** (doesn't do float conversion)

Tips with Casting

- Style: Use C++ style casting in C++
 - Tradeoff: Extra programming overhead, but provides **clarity** to your programs
 - Be **as explicit as possible** with your casting! This means if you notice multiple operations in an implicit cast, you should explicitly write out each cast!
- Read documentation of casting on which casting to use
 - Documentation: <https://www.cplusplus.com/articles/iG3hAqkS/>
 - The purpose of C++ casting is to be less ambiguous with what casts you're using

Inheritance



Inheritance

- Motivation: Better modularize our code for similar classes!
- The public interface of a derived class inherits all **non-private** member variables and functions (**except** for ctor, cctor, dtor, op=) from its base class
 - *Java analogue*: A subclass inherits from a superclass
- Aside: We will be only using **public, single** inheritance in CSE 333

Polymorphism

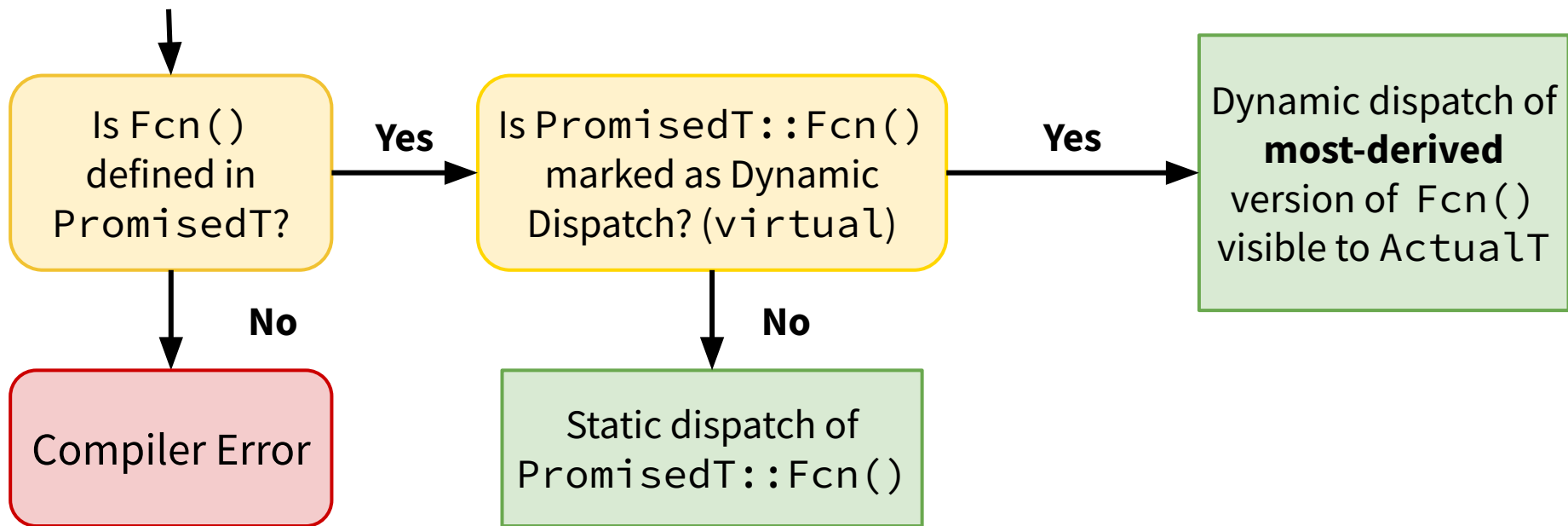
- **Polymorphism** allows for you to access objects of related types
 - Allows interface usage instead of class implementation
- **Dynamic dispatch:** Implementation is determined *at runtime* via lookup
 - Allows you to call the **most-derived** version of a function
 - Generally want to use this when you have a derived class
- `virtual` replaces the class's default **static dispatch** with **dynamic dispatch**
 - Static dispatch determines implementation at compile time

Dynamic Dispatch: Style Considerations

- Defining Dynamic Dispatch in your code base
 - Use `virtual` **only once** when first declared in the base class
 - Although in older code bases you may see it repeated on functions in subclasses
 - All derived classes of a base class should use `override` to get the compiler to check that a function overrides a virtual function from a base class
- Use `virtual` for destructors of a base class – Guarantees all derived classes will use dynamic dispatch to ensure use of appropriate destructors

Dispatch Decision Tree

```
PromisedT* ptr = new ActualT();  
ptr->Fcn(); // which version is called?
```



Exercise 2



Exercise 2: static, dynamic, or error?

```
class Base {  
    void Foo();           //Static Dispatch  
    void Bar();          //Static Dispatch  
    virtual void Baz();  //Dynamic Dispatch  
};
```

```
class Derived : public Base {  
    virtual void Foo();  //Dynamic Dispatch (for more derived)  
    void Bar() override; // Compiler Error!!  
    void Baz();         //Dynamic Dispatch  
};
```

Exercise 2: static, dynamic, or error?

```
class Base {  
    void Foo();           // static dispatch  
    void Bar();          // static dispatch  
    virtual void Baz();  // dynamic dispatch  
};
```

```
class Derived : public Base {  
    virtual void Foo();  // now dynamic (for more derived)  
    void Bar();          // static dispatch  
    void Baz() override; // still dynamic (sticky!)  
};
```

Abstract Classes



Abstract Classes

- Pure `virtual` Functions – Functions without any implementation
 - Declaration Example: `virtual int foo() = 0;`
 - Used for creating an interface of a function
- **Abstract Classes** are those with one or more pure `virtual` functions
 - Creates an interface for the client to use without knowing its details
 - **Requires** a derived class to implement its functionality (cannot itself be instantiated)
- Often used like an interface!
Usage Example: `AbstractClass* a = new DerivedClass(params);`

Example Abstract Class/Derived Class

```
using std::string;
```

```
class Fruit {  
public:  
    Fruit() = default;  
    virtual ~Fruit() {}  
  
    // A fun fact  
    virtual string FunFact() = 0;  
};
```

```
using std::string;
```

```
class Banana : public Fruit {  
public:  
    Banana() = default;  
    virtual ~Banana() = default;  
  
    string FunFact() override {  
        return "It's a berry";  
    }  
};
```

Exercise 3



Exercise 3A: Abstract Animals

Create an `Animal` Abstract class. It should have a protected member `legs` variable and a `public num_legs` pure virtual function. Try to use good style!

Exercise 3A: Abstract Animals

Create an `Animal` Abstract class. It should have a protected member `legs` variable and a `public num_legs` pure virtual function. Try to use good style!

```
class Animal {
public:
    Animal() = default;
    virtual ~Animal() {}
    virtual int num_legs() const = 0;
protected:
    int legs;
};
```

Exercise 3B: Create an Animal Derived class

Now that you have made an abstract `Animal` class, try to make a implementation with a derived class of `Animal`.

This is an open-ended question, so you are free to be imaginative with your implementation of the abstract `Animal` class!

Exercise 3B: Create an Animal Derived class

```
class Dog : public Animal {
public:
    Dog(int legs, string breed) : Animal(), legs(legs), breed(breed) {}
    virtual ~Dog() {}
    int num_legs() const override {
        return legs;
    }
    virtual int get_breed() const {
        return breed;
    }
protected:
    string breed;
};
```

**Thanks for coming
to section!**